


# NAEP 2019

## Facts for Teachers



### NAEP is an integral part of education in the United States.

- NAEP is a congressionally mandated project administered by the National Center for Education Statistics, within the U.S. Department of Education and the Institute of Education Sciences.
- Elected officials, policymakers, and educators all use NAEP results to develop ways to improve education.
- NAEP serves a different role than state assessments. While states have their own unique assessments with different content standards, the same NAEP assessment is administered in every state, providing a common measure of student achievement.
- Depending on the type of NAEP assessment that is administered, the data can be used to compare and understand the performance of demographic groups within your state, the nation, other states, and districts that participate in the Trial Urban District Assessment (TUDA). NAEP is not designed to collect or report results for individual students, classrooms, or schools.
- To provide a better understanding of educational experiences and factors that may be related to students' learning, students, teachers, and principals who participate in NAEP are asked to complete survey questionnaires.

*"As an educator, I find the contextual information that NAEP provides to be particularly valuable. It helps me take a closer look at the factors related to student achievement across the country."*

Ann M. Finch, Assessment Specialist, Arkansas Department of Education

**The National Assessment of Educational Progress (NAEP)** is the largest nationally representative and continuing assessment of what our nation's students know and can do in various subjects such as mathematics, reading, science, and writing. The results of NAEP are released as The Nation's Report Card.

In 2019, students in participating schools will take the NAEP assessments in mathematics, reading, and science. The NAEP science assessment will include hands-on tasks in which students use materials and laboratory equipment to perform actual science experiments. NAEP will also administer pilot assessments in 2019. Information collected from pilots will be used to ensure that future NAEP assessments continue to be a reliable measure of student achievement.

Most students will take the NAEP assessments on tablets, while a small subset of students will take paper-and-pencil versions. Administering assessments via both tablets and paper booklets helps to evaluate any difference in student performance between the two types of administration. Learn more about the NAEP digitally based assessments at <https://nces.ed.gov/nationsreportcard/dba>. To view NAEP tutorials, visit [https://enaep-public.naepims.org/2018/Tutorial\\_Intro\\_Webpage/index.html](https://enaep-public.naepims.org/2018/Tutorial_Intro_Webpage/index.html). To explore science hands-on tasks online, visit [https://www.nationsreportcard.gov/science\\_2009/ict\\_tasks.aspx?tab\\_id=tab2&subtab\\_id=Tab\\_1#tabsContainer](https://www.nationsreportcard.gov/science_2009/ict_tasks.aspx?tab_id=tab2&subtab_id=Tab_1#tabsContainer).



NAEP representatives will bring all necessary materials and equipment to schools on assessment day, including tablets with keyboards. Schools will only need to provide space for students to take the assessment, desks or tables, and an adequate number of electrical outlets in the assessment location—schools will not need to provide internet access. NAEP representatives provide significant support by working with your school's designated coordinator to organize assessment activities. The table on the following page shows the subjects that will be assessed in 2019.



For more information about NAEP, visit:  
<http://nces.ed.gov/nationsreportcard>

Find us on:   

## The NAEP 2019 Program (January 28 to March 8, 2019)

Grade	Subject	Format	
		 Tablet	 Paper/Pencil
Grades 4 and 8	Mathematics	✓	
	Mathematics (Pilot)	✓	
	Reading	✓	
	Reading (Pilot)	✓	
	Science	✓	✓
Grade 12	Mathematics	✓	✓
	Reading	✓	✓
	Science	✓	✓

### NAEP 2019 Pilot Assessments

In 2019, NAEP will administer mathematics and reading pilot assessments on tablets to students in grades 4 and 8. Results from these pilot assessments will be used to inform NAEP assessments. By participating in pilots, schools and students take an active role in how NAEP is administered and how other students will experience the assessment.

### NAEP 2019 Special Studies

NAEP special studies are administered as part of NAEP and often involve special data collection procedures in the field, in-depth analyses of NAEP results, and evaluations of various technical procedures. The following special studies will be conducted in 2019:

- American Indian and Alaska Native (AI/AN) students participating in the NAEP mathematics and reading assessments at grades 4 and 8 will also be included in the National Indian Education Study (NIES). NIES describes the condition of education for AI/AN students in the United States and its connection with native culture. Students will participate in NIES by completing the NAEP mathematics or reading assessment and a short survey questionnaire, including questions about their educational experiences and opportunities to learn about their AI/AN culture and traditions.
- The High School Transcript Study will analyze transcripts from a sample of high school graduates. This study provides information about coursetaking patterns and examines relationships with educational achievements through the link to NAEP data.
- Some students may also be selected to answer additional contextual questions, as part of the NAEP student survey questionnaire, for other special studies to help put NAEP achievement results into context and better understand how well education is meeting the needs of all students.

For more information about NAEP special studies, visit <https://nces.ed.gov/nationsreportcard/studies>.

### NAEP and Teachers

**As teachers, you are essential partners in NAEP.** You make an important contribution by encouraging your students to participate and do their best. When

students take part in NAEP and give their best effort, we get the most accurate measure possible of student achievement across the country. To learn more about NAEP and view FAQs for teachers, visit <https://nces.ed.gov/nationsreportcard/educators>.

**Teachers can use NAEP questions as a helpful educational resource in the classroom.** With the NAEP Questions Tool, you can view released NAEP items, create customized assessments for your classroom, and compare your students' performance with national results. Teachers, students, and parents can access information and also compare results for various demographic groups. Most released items include a scoring guide, sample student responses, and performance data. Visit <https://nces.ed.gov/nationsreportcard/nqt> to learn more.

**NAEP survey questionnaires are voluntarily completed by students, teachers, and principals who participate in a NAEP assessment.** In 2019, students will be asked to complete the mathematics, reading, and science survey questionnaires. They may answer as many questions as they like and may skip any question by leaving a response blank. NAEP survey questionnaires provide valuable information about participating students' educational experiences and opportunities to learn both in and out of the classroom. This information helps put student achievement results into context and allows for meaningful comparison between student groups. It also provides important data and insight for educators, policymakers, and researchers to better understand the educational experiences and needs of students in the United States.

Teachers will also be asked to complete mathematics, reading, and science survey questionnaires. NAEP teacher survey questionnaires gather information on teacher training and instructional practices. These questionnaires will be delivered via an online format, but teachers can request a paper-and-pencil version. Principals or school administrators are asked to complete a survey questionnaire that provides information about school policies and characteristics.

Students who participate in the National Indian Education Study (NIES) in 2019 will also be asked to complete a survey questionnaire. The NIES survey questionnaire includes questions that explore the role of AI/AN culture in students' lives and school experiences. The NIES teacher questionnaire collects information about teachers' backgrounds and instructional practices as they relate to the education of AI/AN students. Principals or school administrators are asked to complete the school questionnaire, which collects information about school factors associated with the education of AI/AN students.

To learn more about NAEP survey questionnaires and view student, teacher, and school questionnaires from previous years, visit [https://nces.ed.gov/nationsreportcard/experience/survey\\_questionnaires.aspx](https://nces.ed.gov/nationsreportcard/experience/survey_questionnaires.aspx). To view previous NIES survey questionnaires, visit <https://nces.ed.gov/nationsreportcard/nies/questionnaire.aspx>.

## NAEP Results

Results of the NAEP 2019 assessments will be released for the nation, states, and Trial Urban District Assessment (TUDA) districts for the mathematics and reading assessments at grades 4 and 8. National results will be released for the science assessment at grades 4, 8, and 12 and the mathematics and reading assessments at grade 12.

Since 1969, NAEP has produced many reports chronicling the performance of fourth-, eighth-, and twelfth-grade students. NAEP results are reported for different demographic groups rather than for individual students or schools. Information is reported by race/ethnicity, gender, type of school, and by both achievement level and scale scores. Within a school, just some of the student population participates, and student responses are combined with those from other participating students to produce the results. All data collected from NAEP assessment results will be used for statistical purposes only.\*

You can access data from previous assessments at <https://nces.ed.gov/nationsreportcard/naepdata> and explore the most recent results at <https://www.nationsreportcard.gov>.

## Recent Results

### **2017 Mathematics and Reading Assessments at Grades 4 and 8**

**Nation:** The average reading score for eighth-grade students was higher compared to 2015, the previous assessment year, but there was no significant change in the average score for reading at grade 4 or for mathematics at either grade. Compared to the initial assessments in the early 1990s, average scores for both subjects were higher at both grades.

**States:** Across the states/jurisdictions, average scores for most states were unchanged from 2015 in both mathematics and reading at grades 4 and 8. Average reading scores for eighth-grade students increased in 10 states/jurisdictions compared to 2015.

**TUDA Districts:** Compared to 2015, average scores in mathematics and reading changed in few participating TUDA districts, except for mathematics at grade 4, where four districts (Duval County FL, Fresno, Miami-Dade, and San Diego) had increases, and four districts (Charlotte-Mecklenburg, Cleveland, Dallas, and Detroit) had decreases in scores compared to 2015.

View the 2017 mathematics and reading assessment results for the nation, states, and 27 TUDA districts, and learn more about the first-ever digitally based assessment results in an overview video at [https://www.nationsreportcard.gov/reading\\_math\\_2017\\_highlights](https://www.nationsreportcard.gov/reading_math_2017_highlights).

**Coming in 2019!** Look for the results of the 2018 civics, geography, U.S. history, and technology and engineering literacy assessments in spring 2019 at <https://www.nationsreportcard.gov>.

## It's important to know...

**NAEP was first administered in 1969 to measure student achievement nationally.** In 1990, NAEP was administered at the state level for the first time. Students in grades 4 and 8 are currently assessed at the national and state levels in mathematics and reading every 2 years and in other subjects periodically. The NAEP TUDA program, which measures student achievement in some of the nation's large urban districts, began in 2002.

**NAEP is considered the gold standard of assessments because of its high technical quality.** From the development of assessment frameworks and questions to the reporting of results, NAEP represents the best thinking of assessment and content specialists, state education staff, and teachers from around the nation. NAEP is a trusted resource that measures student progress and helps inform policy decisions that improve education in the United States.

**A carefully designed sampling process ensures that NAEP-selected schools and students are representative of all schools and students across the United States.** To ensure that the sample represents all students in the nation's schools, a broad range of accommodations are allowed for students with disabilities and English language learners.

**NAEP is designed to cause minimal disruption of classroom instruction.** Including transition time, directions, and the completion of a survey questionnaire, it takes approximately 120 minutes for students to complete digital assessments and up to 90 minutes for students to complete paper-and-pencil assessments. Each student will be assessed in one format and one subject only. Teachers do not need to prepare their students to take the assessment but should encourage them to do their best. NAEP representatives provide significant support by working with your school's designated coordinator to organize assessment activities.

\* All of the information provided by participants may be used only for statistical purposes and may not be disclosed, or used, in identifiable form for any other purpose except as required by law (20 U.S.C. §9573 and 6 U.S.C. §151). By law, every NCES employee as well as every NCES agent, such as contractors and NAEP coordinators, has taken an oath and is subject to a jail term of up to 5 years, a fine of \$250,000, or both if he or she willfully discloses ANY identifiable information about you. Electronic submission of your information will be monitored for viruses, malware, and other threats by Federal employees and contractors in accordance with the Cybersecurity Enhancement Act of 2015. The collected information will be combined across respondents to produce statistical reports.



*“The NAEP team that arrived at our school made the assessment process painless. Everyone on the team previously worked as an educator and interacted well with all of our students. The technology-based assessment our students took kept them actively engaged throughout the session.”*

Kimberly Wilborn, Guidance Counselor, Sandburg Middle School, Alexandria, Virginia

## **More About NAEP**

Learn what NAEP means for schools that are selected to participate and get the latest NAEP news in *Measure Up: NAEP News for the School Community*, available online at <https://nces.ed.gov/nationsreportcard/about/schools.aspx>.

To hear teachers share their thoughts about why NAEP results are important, view the video *Introducing NAEP to Teachers* at <https://nces.ed.gov/nationsreportcard/videos/teachervideo>.

Watch an overview of how NAEP transitioned to digitally based assessments at <https://www.youtube.com/watch?v=-Rj4k0I6h2c>.

To learn about upcoming NAEP assessments, download NAEP reports, and access sample questions, visit <https://nces.ed.gov/nationsreportcard>.

For additional assistance, call the NAEP help desk at 800-283-6237.

To find your NAEP state coordinator’s contact information, visit <https://nces.ed.gov/nationsreportcard/states> and select your state or jurisdiction from the drop-down menu.

The work reported herein was supported under the National Assessment of Educational Progress (ED-07-CO-0078, ED-07-CO-0107) as administered by the National Center for Education Statistics, U.S. Department of Education.

Photo Credit: 3898: © Wavebreakmedia/iStockphoto #473811162



**Get NAEP on the go with the *NAEP Results* mobile app!**

This publication was prepared for the National Assessment of Educational Progress by Hager Sharp under contract ED-IES-13-C-0025 to the National Center for Education Statistics, U.S. Department of Education.